

# H-BLOCK PIPE SUPPORT INSULATION



## ASTM E84 25/50 APPROVED!

## NEW HIGHER TEMPERATURE LIMIT!

### DESCRIPTION

ICA H-Block is a 18# density molded fiberglass which is light amber in color. H-Block was designed to be utilized as a superior pipe support system and to prevent crushing and bottoming-out of the surrounding insulation. H-Block enhances the thermal and vibration control properties of the entire insulation system.

### APPLICATION

ICA H-Block is designed for all types of piping systems operating at temperatures between -120° F. to +650° F. H-Block sizes will accommodate pipe sizes from ½" to 24" IPS, and insulation thicknesses from ½" to 4". For higher insulation thicknesses or other specialized sizes or applications, please contact ICA or your local distributor.

### ADVANTAGES

ICA H-Block is available in a wide range of standard sizes. These basic sizes have been chosen to help you plan and install pipe support insulation for many types and sizes of piping systems. Because H-Block is continuously produced and stocked in these sizes, you can forget about ordering problems, long manufacturing lead times, and tying-up valuable inventory space.

In the field, H-Block is easy to handle and simple to install.

ICA H-Block is superior to a wood block application. It is incombustible; and immune to rot, corrosion, odors, insects, and oxidation. H-Block resists aging and thermal shock, and its compressive strength is unaffected by water, oils, gasoline, or common solvents.

## FOR CUSTOMER SERVICE AND ORDER PLACEMENT CALL 610-377-4120

### ICA H-BLOCK CUSTOMERS

The ICA H-Block is a 18# density fiberglass pipe support with widths of 1", 1 1/2", 2", 2 1/2" and 3". The block lengths are 6", 9", 12" and 14". When calculated and installed correctly, they provide adequate support and prevent crushing of the surrounding pipe insulation. The saddles being used must be long enough to provide full support of the blocks.

The following chart demonstrated how to figure the load factor of the blocks as described on the H-Block Technical Data Sheet.

If your calculations fall within these conditions, the blocks will provide adequate support for your system.

PIPE SIZE	WIDTH OF BLOCK	LENGTH OF HANGER & BLOCK	BLOCK REQUIRED	MAX. SUPPORT AT 5% DEFLECTION FORMULA: $AXBXCX30^{PSI}$	MAX. SUPPORT AT 10% DEFLECTION FORMULA: $AXBXCX80^{PSI}$
Up to 5"	1 1/2"	12"	1	18 sq. in 540# - 30 PSI	1440# - 80 PSI
	1 1/2"	18"	1	810# - 27 PSI	2160# - 72 PSI
	1 1/2"	24"	1	1080#	2880#
6" to 8"	1 1/2"	12"	2	1080#	2880#
	1 1/2"	18"	2	1620#	4320#
	1 1/2"	24"	2	2160#	5760#
10" to 12"	1 1/2"	12"	3	1620#	4320#
	1 1/2"	18"	3	2430#	6480#
	1 1/2"	24"	3	3240#	8640#
14" to 16"	1 1/2"	12"	4	2160#	5760#
	1 1/2"	18"	4	3240#	8640#
	1 1/2"	24"	4	4320#	11520#
18" to 24"	1 1/2"	12"	5	2700#	7200#
	1 1/2"	18"	5	4050#	10800#
	1 1/2"	24"	5	5400#	14400#

NOTE: For 18" H-Block use two 9" H-Blocks. For 24" H-Block use two 12" H-Blocks.


*Our Technical Staff is available to assist purchasers in obtaining the best results from our products. Recommendations are based upon tests and information believed to be reliable. However, since we have no control over the methods and conditions of application, transportation, storage or handling of our products, recommendations and sales are made on condition that we assume no responsibility beyond the purchase price of our material. No representative of our company has authority to change or extend this condition of sale.*

# H-BLOCK PIPE SUPPORT INSULATION


## CUSTOM MOLDERS OF THERMAL ACOUSTICAL INSULATION

"Our unique molding process makes us different & better."


H-Block Recommendation Location: (not to scale)



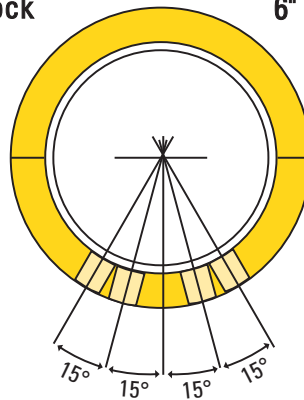
Up to 5" Pipe  
6" Long Block



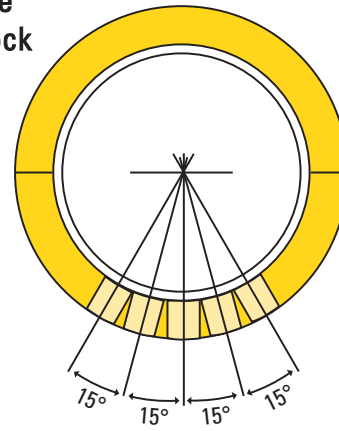
6" - 8" Pipe  
6" Long Block



10" - 12" Pipe  
9" Long Block



14" - 16" Pipe  
12" Long Block



18" - 24" Pipe  
14" Long Block

### INSTALLATION:

ICA H-Block is placed between the bottom of the pipe to be supported and the metal shield. On pipe sizes above 5" IPS, H-Block should be oriented along the bottom 60° arc of the system. The thickness of the H-Block should be the same thickness as the

insulation system. H-Block can be applied with minimum effort and simple tools by removing a "block section" from the pipe insulation, then replacing this section with a heavy density H-Block. Each H-Block is marked to identify which side is placed against the pipe.

1. Remove "block section" from pipe insulation

2. Replace this section of pipe insulation with H-Block



### PHYSICAL PROPERTIES:

Service temperatures	-120° F. to +650° F.
Density	18 lb. cu./ft.
Moisture absorption	0.2% by volume, 96 hrs. at 120° F. 96% RH
Corrosion	Does not cause or accelerate corrosion
Safety	Non-combustible
Shrinkage	None.
	Dimensionally stable.
Alkalinity	Ph9
Thermal Conductivity	K = .30 (stable, non-deteriorating)
Compressive strength	nominal 5% deflection at 30 <sup>PSI</sup> nominal 10% deflection at 80 <sup>PSI</sup>
ASTM E84 25/50	10 flame spread index 10 smoke development

**Our technical staff is ready to assist you!**

For more data or free samples call us at 610-377-6100  
or email us at [service@icafittings.com](mailto:service@icafittings.com).

[icafittings.com](http://icafittings.com)